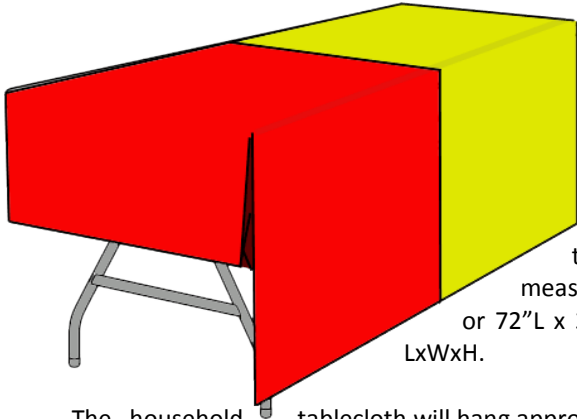




Men of Iron

Household Tablecloth



Nothing can dress a fellowship hall or meeting room more quickly than a tablecloth on a standard 6 or 8 foot table. For meetings or feasts, a tablecloth can add a great deal of color to a room and begin to give it a medieval feel.

The Household Tablecloth is a simple sheet of fabric that can be one solid color, or multiple colors. The size of the tables that you have available in your church will dictate the size of the tablecloth. The size of the tablecloth is based off of the standard measurements of a rectangular plastic folding table (96" L x 30" W x 29" H or 72" L x 30" W x 29" H). Any other table size will need to be adjusted for LxWxH.

The household tablecloth will hang approximately 2" from the floor on the front and should be centered on the table. This will allow the tablecloth to hang properly on the sides and the back. Following the laws of heraldry, when you are paring colors for your tablecloths, follow the rule of the five colors and two metals. The five colors are black, blue, green, red, and purple should only be paired with a metal. Orange and brown are also acceptable. The gold and silver are represented in yellow and white. For all of these colors varied shades can be used as long as they are pleasing to the eye. For example, if you have silver in your household coat of arms (white) an acceptable variant is shades of grey. These should be solid colors and not prints. These are basic decorations and will be dressed up with other elements as time goes on. Fabrics that are not acceptable are any type of printed fabric or non period colors such as neon or other modern color.

This tablecloth can be used in conjunction with the Knights Tablecloth for those knights in your household.

Materials needed for 1 tablecloth

6 foot table— two lengths of 72"x88" fabric or 4 yards (for a two panel, two color tablecloth) Finished dimension is 72"x88"

8 foot table— three lengths of 72"x88" fabric or 6 yards (for a three panel two color tablecloth) Finished dimension is 72"x132"

Matching Thread

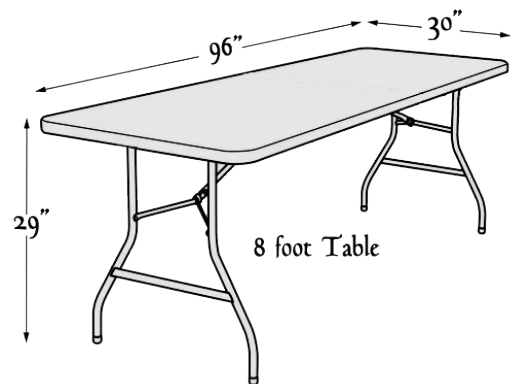
Equipment needed

Sewing machine

Straight pins

Scissors

Steam Iron and Ironing board



Instructions

When choosing the color of your tablecloth, you should use the colors of your household arms to compliment the banners and table centerpieces in your household.

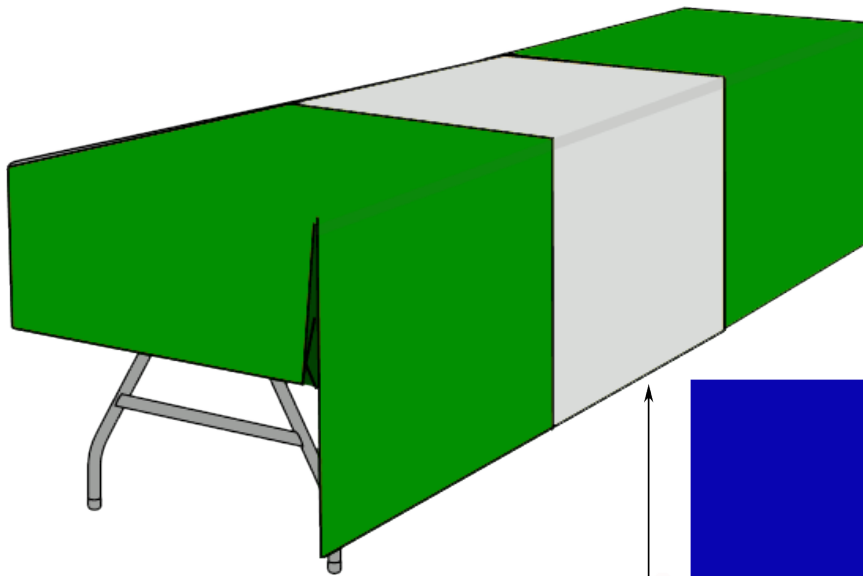

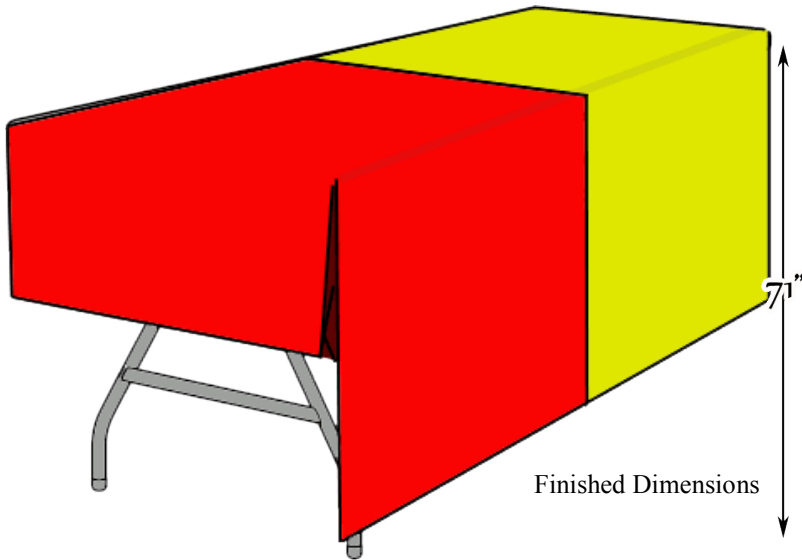
Pin and sew the 72" lengths together (two or three depending on the size) Press the seam(s) flat. Sew a 5/8" seam on each panel.

Fold and pin a rolled hem all the way around the tablecloth. Hem the ends first then the front and back. After stitching, press the entire tablecloth.



The Tailors Guild

6 Foot Tablecloth



8 Foot Tablecloth

