


# Squires Workbook





he need for skilled warriors in our world is great. Not just those with ability in the martial skills of a knight, but those who are skilled in presenting the Gospel of our Lord and King Jesus Christ.

Warriors who will raise a standard and take the message of salvation to a lost and dying world that there is a place for them at the Kings table if they will just accept his love and mercy.

You are to be commended for your perseverance for seeking to become a squire. With your mentor, follow the instructions contained within this workbook. My prayer for you is that you become a greater disciple as you complete this book and your relationship with our Lord and King grows as it never has before.

All glory and honor to our Lord and King!

Sir Anthony the Valiant  
Crown Prince of the Realm



## 2 *Becoming a Squire*

Training to become a Warrior.

## 4 *The Standard Bearer*

Raising the Banner of the King.

## 9 *The Apostle Paul*

The Standard Bearer Example.

## 11 *The Path of Discipleship*

The Journey of Living for the King.

## 18 *Discipleship in Action*

Putting it into practice.

## 21 *The Tournament*

Competition and Skill among friends

## 24 *The Code of Chivalry*

Living as a Knight in Modern Times.

## 28 *Organization of MOI*

Understanding the structure of the realm.

## 33 *Privileges of a Squire*

New role, new responsibilities.

## 34 *Advancement Checklist*


Forging ahead toward Knighthood.



The Men of Iron Squires Workbook by Anthony Hubbard

Copyright © 2024 Men of Iron, Van Buren, Arkansas, 72956

All rights reserved. No portion of this publication may be reproduced, stored in a retrieval system or transmitted in any form or by any means, electronic, mechanical, photocopy, recording or otherwise in any form without permission from the publisher, except as permitted by U.S. copyright law. For permissions contact: [Menofironknights@gmail.com](mailto:Menofironknights@gmail.com) [www.men-of-iron.org](http://www.men-of-iron.org)



# Becoming a Squire

## Training to become a Warrior



There are few relationships that can equal the relationship of the Squire to a Knight.

Historically, the squire was a young man who served a knight or lord that one day hoped to become a knight himself. Every young man who was made into a squire dreamed of great battles and heroic deeds that would be attached to his name when he became a knight. But before he could raise his own banner and meet the enemy, there was work to be done.

As a Page, he spent his time in service to his household. Now as a Squire, he began to train as a warrior to serve his lord and bring honor to his mentor. His duties changed but he would continue in service to his house and those within it.

The Squire was the knight's apprentice. His job was to become a knight by learning from the knight he was in service to. His success or failure was completely up to how he accepted his training.

The life of a squire was not an easy one. They might have moved on from mundane household duties to more noble pursuits, but it was still a life of early mornings, long travel and

hard work. A typical day for a squire of the middle ages was spent on chores and various tasks assigned to him. A large part of his day was spent in training. Riding, tilting, and sword practice with wooden wasters were a large part of his education to become a knight. His duties were also to see to the care of his master's horse, tack and armor. Older squires were also expected to manage the younger squires of their lord.

In addition to these tasks, he was also required to learn to read, write and complete any tasks that were given him by the knight he served, the lady or the master of the house.

Although his primary duty was to teach his squire the ways of warfare, the knight that the squire was in service to also taught him many things that did not pertain to war. He would accompany his knight on hunting trips, attend events where he would learn to be a gentleman

by applying the rules of Common Courtesy and etiquette at feasts, and living by a Code of Chivalry.

When the knight would enter a tournament, it was the duty of the squire to see to every detail of the event for his knight.

He saw to the set up of the pavilions, preparing his knight's armor, making sure that his sword was sharp and all his other implements were in good order and



ready for use.

When the knight prepared for a days battle or tournament, it was his responsibility to assist his knight as he put on his armor and to help him remove it afterward.

When they rode out onto the battlefield the squire would accompany his knight holding his pennon or banner.

Though he was in a different role, service continued to be a major part of his life.

It took about 7-8 years for a squire to become fully trained before becoming a knight himself.

### The Men of Iron Squire

To become a Squire in Men of Iron, members will follow a similar pattern as squires from the pages of history.

Everyone begins as a Page serving his household.

Becoming a Squire will include some of those duties learned as a Page, but will expand upon them to include much more.

The goal of becoming a squire is not just to earn the award and title. The primary goal of becoming a Men of Iron Squire is to start you on the path of discipleship and help you develop into a Standard Bearer of the King.

Learning from the examples of history and scripture, it is our hope that you commit yourself to developing into a disciple maker.

Understanding the Men of Iron Tournament will be a part of your training. As you study about the tournament, you will learn all about each of the individual events, the safety for each and how each should be set up and conducted.

Other areas you will learn are the organization of Men of Iron and the Code of Chivalry.

Study these well and become the very best you can be.

May the blessings of our Lord and King be upon you as you continue your training to become a knight!

### Completing Your Look

As a Page, you began to assemble your own medieval outfit.

To complete your requirements to earn the level of Page, you were required to acquire the basics, a tunic, hood and mantle, belt and belt banner.


If you have not already, you will need to complete your medieval garb by either making or purchasing the remaining basic items needed to have a complete medieval outfit.


To satisfy the requirements to become a Squire you will need to complete your garb with a pair of medieval trousers and a pair of medieval style shoes.

Refer back to the information about medieval garb in the Tunics and Tabards section of the Pages Workbook for information on trousers and footwear. Talk you your mentor about the best resources to obtain these items.

Once you have a complete outfit, keep on looking for ways to improve it, build on it and even add to it. You might possibly add a cloak? Who knows! Consider developing several tunics and mantles of different colors to wear to monthly household meetings.


As you develop your garb, remember to do your research. Not everything that looks medieval actually is. As you do your research, you will find that there is a big difference between historical and fantasy garb. Often times the two overlap so be aware of the differences and do your best to make sure that the fantasy look is as limited as possible.





# The Standard Bearer

## Raising the Banner of the King



As you worked to become a Page, you learned about becoming a servant as we follow the example of the King. Now we will turn to the command of the King to help him build his kingdom. As you move through the steps to become a Squire, we will focus on the next attribute of a servant of the Most High King, becoming a Standard Bearer.

To understand what a standard bearer is we must look at the historical and biblical record of the standard. We can then combine that information to give us insight on how to become a modern day standard bearer for our King.

As you will soon discover, it takes great courage and discipline to be a standard bearer for Christ. If you continue on this path you must have great courage to serve the King as a standard bearer of his name.

### The Standard

What is a standard? In modern English, the word standard is most often associated with a level of quality or attainment; a predetermined idea that is used as a measure, norm or model.

In its historical context, the meaning of the word has little to do with the modern definition. The origins of the word standard can trace its roots to an old Frankish word "standahard". A conjunction of two words "stand" meaning flag or banner and "heard" or "hard" meaning solid and firm, not soft. Combined, they give us "standahard" - a flag or banner secured firmly into the ground at a point or place. Standahard then evolved into the old French "estandard" used to describe a military banner. By 1150, the Middle English word "standar" had developed from estandard. From this we get our modern word, standard.

It is from this description that we will explore what a standard bearer is. Let's begin with the definition for the word. The Oxford English Dictionary defines standard as a flag or other conspicuous object, raised on a pole for soldiers to see above the chaos of war.

Modern armies still employ the use of a standard. Military battalions, companies and regiments all continue to use the standard as a way to identify a group. The origins of the standard are lost to the mists of history. We have no way to know who created the first standard or what it represented, but we do find it very early in history from archeological evidence and in biblical references.

### The Standard in History

Every ancient empire has left evidence of the use of banners and standards. These flags were large and colorful, easily identified by soldiers on the battlefield. Often they would bear the emblems of an empire, sometimes adding a charge of a company or unit to further identify themselves.



The use of standards and banners by ancient armies was universally adopted by different empires for thousands of years. We will focus on two main uses for these standards.

The first of these uses was to control troop movement in ancient warfare. The standard was essential to positioning armies, giving commands and indicating success or failure of the campaign on the battlefield. As armies would engage each other, the standards would lead the charge for all to see. In times before battlefield radio communication, the use of flags and banners was vital to the success of a military campaign. Signal flags would be raised or lowered to communicate instructions from the king or commander to the standard bearers. The standard would then be moved to new locations on the battlefield from that signal. When the standard was moved, the troops would move with it and the battle would continue.

The second use of standards was to identify individuals or locations that had been conquered and were now controlled by that force or nation. When a castle was taken in a siege, the flag of the victor was flown over the walls. If a city was captured, the standard of the army who controlled it would be flown over that town. Individually, if a king or great lord was present in a castle or town, his personal standard was flown to indicate his presence. This often acted as a deterrent to those who might try to invade. If the banner of a great warrior was flying, enemies would think twice before attacking.

From paintings in the tombs of the ancient Egyptian pharaohs we know that some of the earliest banners and standards were used by the Egyptian army. These paintings depicted a long stick with an icon on top, also used was a rectangular cloth bearing an image that helped identify the army. The pharaoh had his own personal standard as well. Again, from tomb paintings it was found that the pole of the pharaohs standard was decorated with a fan of ostrich feathers to make it stand out from other standards on the battlefield.

It is likely that the Israelites had knowledge of these standards and were very familiar with their purpose when they left Egypt on their Exodus to the promised land.



Egyptian Standards

### The Standard in Scripture

Standards are mentioned in scripture more than 20 different times.

In the Hebrew text, the use of a word and its meaning are very specific. The Hebrew word “nec” (pronounced nace) is used to describe a standard, ensign or signal (Strong’s Hebrew Lexicon 5251). The Hebrew word “nacac” (pronounced naw-sas) is the word means to raise or be a beacon, to exalt or lift up a banner or individual (Strong’s reference 5264). These references in ancient Hebrew reveal that the people of Israel understood the use of a standard and standard bearer.

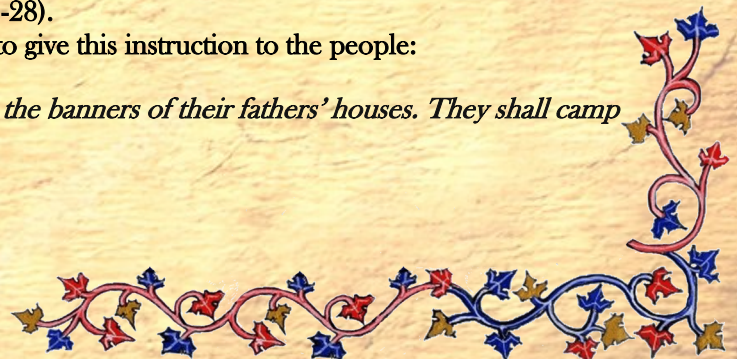
During the Exodus when the Israelites had set camp around Mt. Sinai, God began giving instructions to Moses for Israel. In Numbers chapter 1, we read that God has commanded Moses to make a census of the Israelites. The chapter ends with God giving this instruction to Moses for the people of Israel:

*“The people of Israel shall pitch their tents by their companies, each man in his own camp and each man by his own standard.” Numbers 1:52*

Each man by his own standard. In this case, the banner of his tribe would mark his camp and his family would be represented by a standard that indicated his clan within the tribe. The tribal banners displayed charges (images) that were derived from the blessing that Israel (Jacob) made describing his sons before his death (Lion-tribe of Judah, Swords- tribe of Simeon, Wolf, tribe of Benjamin, etc. Gen. 49:1-28).

Chapter 2 begins with the Lord commanding Moses and Aaron to give this instruction to the people:

*“The people of Israel shall camp each by his own standard, with the banners of their fathers’ houses. They shall camp facing the tent of meeting on every side. Number 2:2*



The instruction was given twice, so it was important to the Lord. God was giving directions to Moses and Aaron on how to arrange the camp in a logical way so that there was order in how it was laid out. The listed fighting men was just over 600,000, with the total number of people of Israel at estimates of between 1.5 to 2.5 million people. With that many people camped together it was vital for there to be order in the camp so that everyone could know where each tribe was located.

With these standards displayed in the camp, the location of each tribe and family could easily be identified.

There is another example in scripture that describes our God as a banner. In Hebrew, Jehovah-Nissi means “the Lord is our banner”. The name Jehovah-Nissi appears only once in scripture, in Exodus 17:15.

During the Exodus from Egypt, the people of Israel were attacked by the Amalekites. During the battle, Moses stood on a hill top where he could see the armies below him. During the battle when Moses raised his staff, the Israelites would begin to defeat the Amalekites. When he would lower his staff, the Amalekites would begin to overtake Israel. As battle was fought and he continued to hold the staff, Moses arms grew weary. His brother Aaron and a man named Hur came to support Moses and held his arms up until sunset when Israel defeated the Amalekites.

This unusual tactic left no doubt who was responsible for Israel’s victory. Only as Moses staff was held up did the Israelites prevail. The battle was not won by military strength or superior tactics; it was won by the power of God through Moses obedience. God works in unusual ways to help strengthen our faith and develop our obedience. The sight of Moses holding his staff up displayed hope to the Israelites that God was with them. Seeing a banner raised, or in this case Moses’ staff, it likely gave the soldiers courage and strength to fight. When the standard was lost, so was the fight. As long as the standard was raised, soldiers fought to achieve victory for the Lord and Israel.

It was only when under the Lord’s banner and with his aid the Israelites found success. Only by His name and strength were they able to conquer. After the battle, Moses built an altar to the Lord to commemorate the event:

*“Moses built an altar and named it The LORD is My Banner; and he said, “The LORD has sworn; the LORD will have war against Amalek from generation to generation.”Exodus 17:15-16*

Moses raised his staff with no physical banner so that God himself would be their banner. As followers of Christ, we must trust that even today he continues to be our banner as we trust him in obedience and carry his standard to claim territory held by the forces of darkness.

### The Standard Bearer

To understand why the standard and the standard bearer were so important, we must look at the purpose of the standard and the bearer in ancient warfare. To begin with, there was great honor placed upon the standard and great responsibility placed on the one who carried it.

Who was the standard bearer? It was a person that had been selected and given the responsibility of carrying the banner or standard by his lord or commander. While today the standard serves a purely ceremonial function, in ancient warfare the standard bearer was second only to the commander of the army on the battlefield.


The standard bearer’s sole job was to act as an indicator of the position of a the army or military unit in battle.

Carrying the bright and colorful banner during the battle, he acted as a strong visual beacon to surrounding soldiers of the position of the front line. It was his duty to charge into battle with this banner and either follow his lord or lead his troops so that his position would be a boost of morale and obvious indicator of success to everyone on the battlefield,

A single commander could easily position his troops by positioning his standard-bearer with the aid of horns, musical cues, loud verbal commands and signal flags. Though it was an honorable position, carrying the standard involved great risk, as a standard bearer would be a major target for the opposing side's troops seeking to capture the standard or pull it down.

To increase the peril, the standard bearer normally could not fight and defend himself. It was his job to hold the standard in battle and had no way to protect himself. He relied on his whole unit to keep himself and the standard safe.

The standard bearer would never willingly surrender the standard. If during a battle the standard bearer could no longer safeguard the standard and he fell, another soldier was charged with the recovery of the standard. Without this back up to restore the standard, the entire army would find itself thrown into confusion and panic.



This is the end of this sample of the  
Pages Workbook.  
The entire workbook is available only as a  
printed workbook that can be purchased  
from Men of Iron.

For more information about purchasing this  
workbook, visit:  
[www.Men-of-Iron.org](http://www.Men-of-Iron.org)